

미국 주식에 투자해야 하는 이유

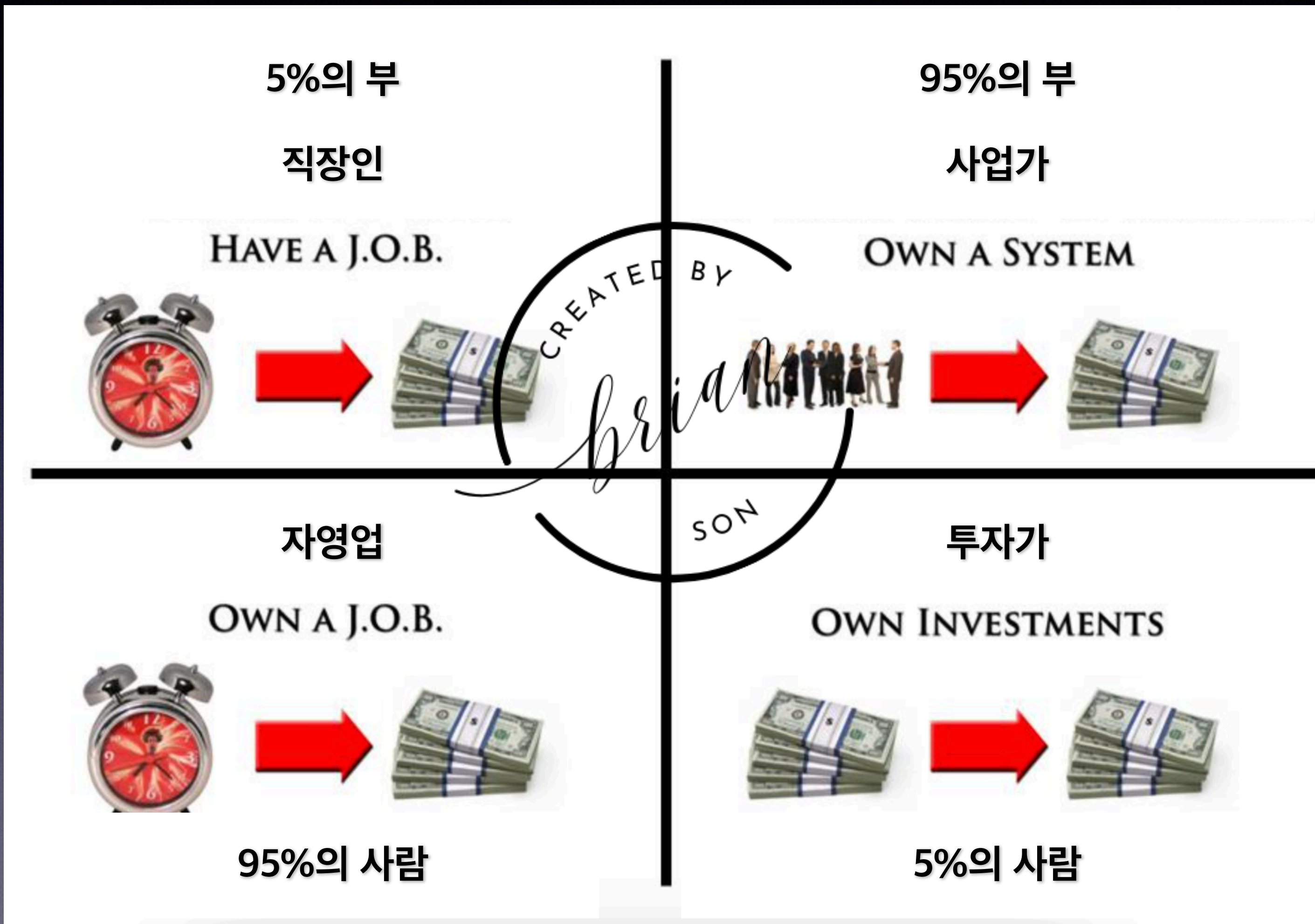


주의 : 본 콘텐츠에는 일부 주관적인 견해가 포함되어 있을 수 있으며, 최종적인 투자의 책임은 본인에게 있으니 신중하게 결정하시기 바랍니다.

본 자료는 손주부가 작성한 것으로 수록된 내용은 신뢰할만한 자료를 바탕으로 작성된 것입니다. 하지만 어떠한 경우에도 법적 책임소재에 대한 증빙자료로 사용될 수 없습니다.


돈버는 4가지 방법





돈버는 4가지 방법

장기 투자의 경이로움



연평균 수익률 26%를 10년간 지속하면?

20년간 지속하면?

30년간 지속하면?

https://docs.google.com/spreadsheets/d/1AIWOFPCNEij233YAT6sY1XCbhjH7M6_97YIQI-bzAo0/edit#gid=1136669567

<https://companiesmarketcap.com/>

장기 투자의 경이로움

- 연간 저출산 관련 예산 50조원
- 신생아 5천만원, 부모 5천만원 씩 미국주식 투자
- 20년뒤?

앞으로도 미국이 잘 될 거라는 보장이 있는가?



1. 기축 통화국

- BYD 전기자동차 \$75,000



- 세노리지 효과 = 교환가치-발행비용



2천불을 버는 방법

1. 기축 통화국

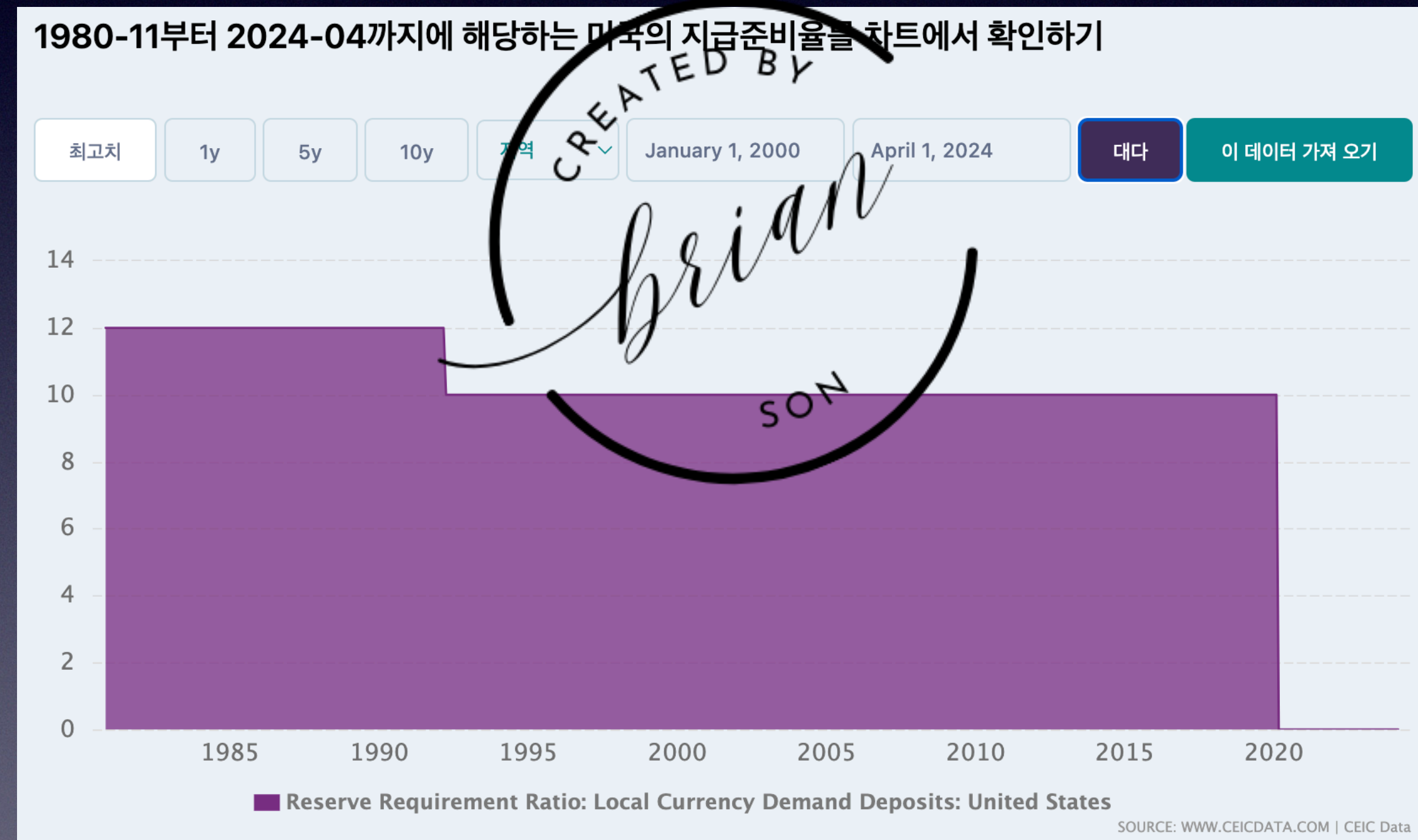
- 2023년 3월 실리콘 밸리 은행(SVB) 파산
- 은행기간 대출 프로그램 (BTFP)
 - 자산 담보 시 액면가 인정
 - 기준금리(지급준비금 금리) 보다 낮은 금리 4.88%



Copilot 그린 그림

1. 기축 통화국

■ 미국의 지급준비율은?



0%

<https://www.ceicdata.com/ko/indicator/united-states/reserve-requirement-ratio#:~:text=%EB%AF%B8%EA%B5%AD%EC%9D%98%20%EC%A7%80%EA%B8%89%EC%A4%80%EB%B9%84%EC%9C%A8%EC%9D%80,%EC%82%AC%EC%9D%B4%EC%97%90%20%ED%8F%89%EA%B7%A0%2010.0%20%25%EC%9E%85%EB%8B%88%EB%8B%A4>

1. 기축 통화국

JPM - JPMorgan Chase & Co.

\$198.73 -0.04 (-0.02%) 4:00 PM 05/13/24

1년간 주가 47% 상승

NYSE | \$USD | Post-Market: \$198.73 7:58 PM

Summary Ratings Financials Earnings Dividends Valuation Growth Profitability Momentum

All Analysis Comments News Transcripts SEC Filings Press Releases Related Analysis



52 Week Range	133.96 - 200.94
Day Range	198.04 - 199.85
EPS (FWD)	16.10
PE (FWD)	12.35
Div Rate (FWD)	\$4.60
Yield (FWD)	2.31%
Market Cap	\$570.80B
Volume	7,049,241
Prev. Close	\$198.77

1. 기축 통화국

- PMCCF(Primary Market Corporate Credit Facility)
 - 일차시장 기업신용 기구
 - 직접 기업 회사채 매입, 대출 실시
- SMCCF(Secondary Market Corporate Credit Facility)
 - 이차시장 기업신용 기구
 - 유통 시장에서 회사채 및 ETF 매입

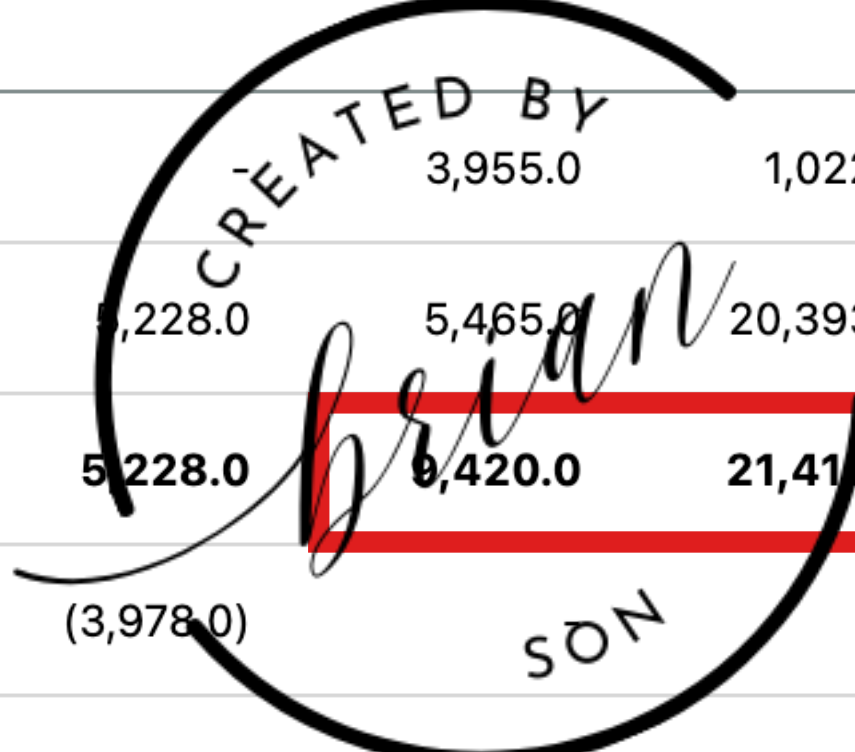


Copilot이 그린 그림

1. 기축 통화국

	TTM	Sep 2023	Sep 2022	Sep 2021	Sep 2020	Sep 2019	Sep 2018
Cash Flow From Financing Activities							
Short Term Debt Issued	-	-	3,955.0	1,022.0	-	-	-
Long-Term Debt Issued	-	5,228.0	5,465.0	20,393.0	16,091.0	6,963.0	6,969.0
Total Debt Issued	5,228.0	5,228.0	9,420.0	21,415.0	16,091.0	6,963.0	6,969.0
Short Term Debt Repaid	-	(3,978.0)	-	-	(963.0)	(5,977.0)	(37.0)
Long-Term Debt Repaid	-	(11,151.0)	(9,543.0)	(8,750.0)	(12,629.0)	(8,805.0)	(6,500.0)
Total Debt Repaid	(10,650.0)	(15,129.0)	(9,543.0)	(8,750.0)	(13,592.0)	(14,782.0)	(6,537.0)
Issuance of Common Stock	-	-	-	-	-	781.0	669.0
Repurchase of Common Stock	(87,397.0)	(82,981.0)	(95,625.0)	(92,527.0)	(75,992.0)	(69,714.0)	(75,265.0)
Common Dividends Paid	(15,142.0)	(15,025.0)	(14,841.0)	(14,467.0)	(14,081.0)	(14,119.0)	(13,712.0)
Common & Preferred Stock Dividends Paid	(15,142.0)	(15,025.0)	(14,841.0)	(14,467.0)	(14,081.0)	(14,119.0)	(13,712.0)

애플 재무활동으로 인한 현금흐름



2. 전쟁 위험이 증가하면?

유가 상승, 달러자산 선호, 건설장비, 무기, 식량 수요증가

석유 수출 1위 국가는?

CREATED BY

Brian

SON

석유 수출 1위 국가는?

- 셰일가스 추출 기술 발달
- 인플레이션을 막기 위한 바이든의 노력
- 트럼프 체재 이후에도 지속될 것으로 전망

1. United States: With a rough estimate of 11,567,000 barrels per day, the United States remains the world's leading oil producer, as it has for many years. The United States is the world's largest consumer of oil. In addition to being the world's top oil producer, the United States imports over 8 million barrels of oil each day.

The United States, spurred by the shale revolution, has emerged as a significant oil exporter. With cutting-edge extraction methods and a dynamic market approach, the United States has quickly become a formidable player in oil exports. As we approach 2024, the United States will maximise domestic oil output, changing global energy dynamics.

2. Saudi Arabia: Saudi Arabia remains the unchallenged leader among oil-exporting juggernauts. With massive oil reserves and cutting-edge extraction technologies, the monarchy has regularly contributed the lion's share of the global oil market.

Saudi Arabia's oil exports are expected to reach new highs by 2024, serving as a critical backbone in the global energy supply chain.

3. Russia: Based on Oil exporting countries 2023 data, Russia is the world's largest country by land area, and is also a significant oil producer. Russia supplies Oil and natural gas to several countries, including China and Europe. When Russia invaded Ukraine in 2022, many EU and other countries imposed embargoes on Russian commodities, complicating the situation further.

After Saudi Arabia's lead, Russia has secured its position as the world's second-largest oil exporter. Russia, known for its vast landmass and rich resource base, continues influencing the global oil trade.

4. Iraq: Iraq, located in the center of the Middle East, is a resilient oil exporter. Despite problems such as political instability and regional warfare, Iraq remains a stalwart among the top 10 oil exporting countries to India.

Iraq has increased its oil exports since the end of the Iraq War in 2003. The country has massive oil reserves and is predicted to output over 4 million bpd in 2023, making it the world's fourth-largest oil exporter.

5. Canada: With Canada's extensive landscapes, the country has solidified its position as a significant oil exporter. Canada's oil sands and conventional reserves majorly contribute to the global oil market.

Canada's oil exports are driven mainly by oil sands production, with the country forecast to export approximately 3.5 million bpd in 2023. According to oil producing countries statistics, the United States is Canada's largest export market for oil.

<https://www.eximpedia.app/blog/oil-exporting-countries>

석유 수출 1위 국가는?

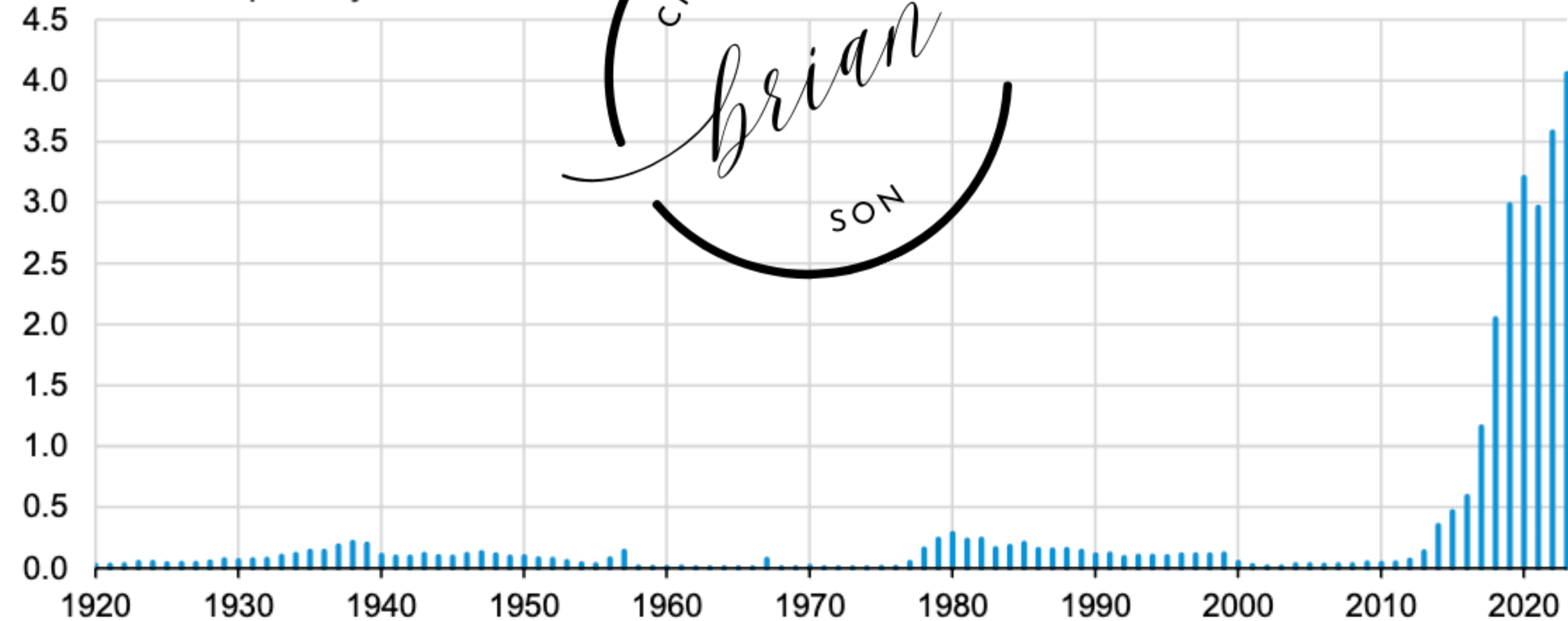
MARCH 18, 2024

U.S. crude oil exports reached a record in 2023

This TIE was updated on 3/18/24 to correct the units of measurement in the third chart.

Annual U.S. crude oil exports (1920–2023)

million barrels per day



Data source: U.S. Energy Information Administration, *Petroleum Supply Monthly* and *Petroleum Supply Annual*

<https://www.eia.gov/todayinenergy/detail.php?id=61584>

식량 수출 1위 국가는?

CREATED BY

Brian

SON

식량 수출 1위 국가는?



Rank	Country	Estimated Food Exports (USD)	Key Products
1	United States	\$140 billion+	Soybeans, corn, meat, dairy
2	Netherlands	\$100 billion+	Dairy, meat, vegetables
3	Brazil	\$80 billion+	Soybeans, sugar, coffee, beef
4	Germany	\$70 billion+	Dairy, meat, confectionery
5	China	\$60 billion+	Fruits, vegetables, meat
6	France	\$60 billion+	Wine, cheese, wheat
7	Spain	\$50 billion+	Olive oil, pork, fruits
8	Canada	\$50 billion+	Wheat, canola, seafood
9	Italy	\$50 billion+	Wine, pasta, olive oil
10	Belgium	\$40 billion+	Chocolate, beer, dairy

<https://www.geeksforgeeks.org/top-10-food-exporting-countries-in-the-world/>

무기 수출 1위 국가는?

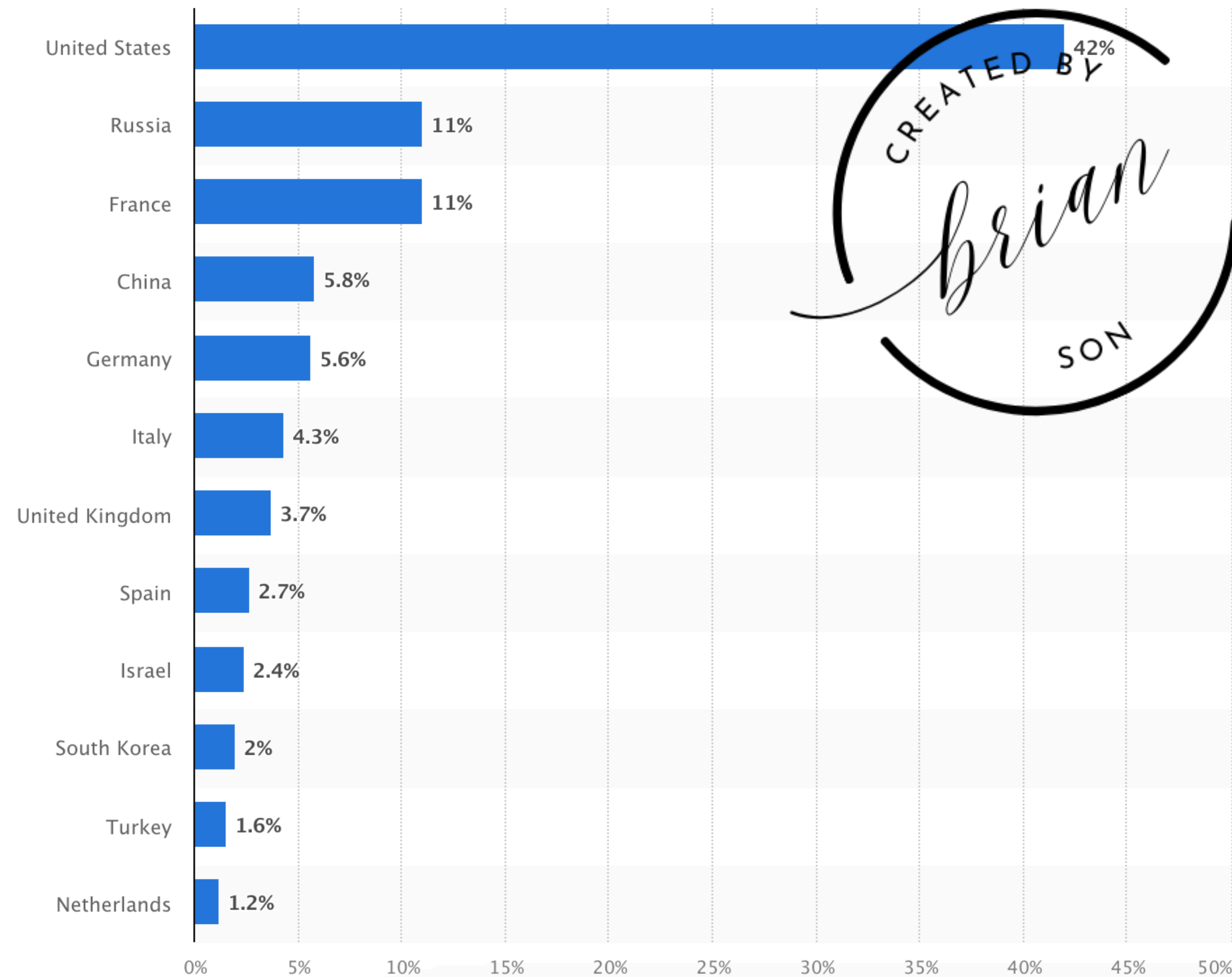
CREATED BY

Brian

SON

무기 수출 1위 국가는?

Market share of the leading exporters of major weapons between 2019 and 2023, by country



CREATED BY
brian
SON

DOWNLOAD



- [Show sources information](#)
- [Show publisher information](#)
- [Use Ask Statista Research Service](#)

In cooperation with



Release date

March 2024

Region

Worldwide

Survey time period

2018 to 2022

Supplementary notes

Shown are only those countries with a market share above 1 percent. Therefore figures will not sum to 100 percent.

제2의 코로나 터지면?

제약, 바이오 산업 및 빅테크 기업

CREATED BY

SON

미국의 수출구조

미국의 수출구조

- 2023년 총 3조 535억 달러(US), 6,327억 달러(KOR)

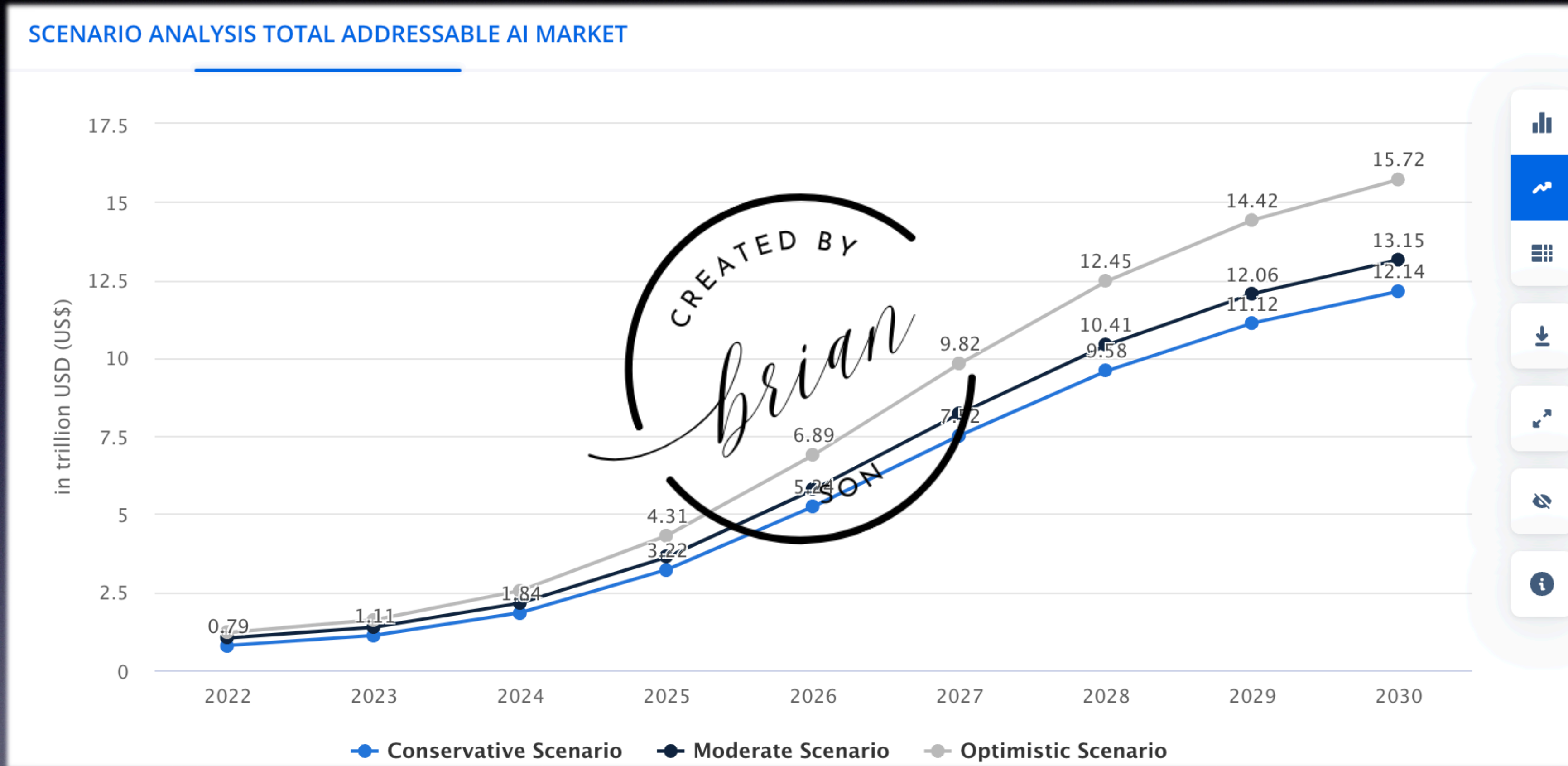
Mineral Fuels, Oils, Distillation Products 원유, 천연가스	Electrical, Electronic Equipment 전자 장치	Optical, Photo, Technical, Medical... 의료기기	Pharmaceutical Products 제약	Plastics 플라스틱	Pearls, Precious Stones, Metals, Coins				
16%	9.9%	5.2%	4.5%	3.9%	3.8%				
Machinery, Nuclear Reactors, Boilers 기계, 원자로	Vehicles Other Than Railway, Tramway 자동차	Commodities Not Specified According to Kind SON	Cereals	Paper and Paperboard, Articles of Pulp, Paper and Board	Essential Oils, Perfumes, Cosmetics, Toiletries	Edible Fruits, Nuts, Peel of Citrus Fruit, Melons	Rubbers	Aluminum	
12%	7.6%	3.3%	1.2%	0.74%	0.74%	0.74%	0.73%	0.71%	
	Aircraft, Spacecraft 비행기	Organic...	Articles of Iron or Steel	Works of Art, Collectors' Pieces and Antiques	Pulp of Wood, Fibrous Cellulosic Material,...	Ores Slag and Ash	Soaps, Lubricants, Waxes, Candles, Modelling...	Tanning, Dyeing Extracts, Tannins, Derivatives,...	Toys, Games, Sports Requisites
	6.2%	2.6%	1.1%	0.55%	0.43%	0.40%	0.40%	0.40%	0.38%
		Miscellaneous Chemical Products	Meat and Edible Meat Offal	Copper	Cotton	Dairy Products, Eggs, Honey, Edible Products	Glass and Glassware		Fertilizers
		1.9%	1.1%	0.54%	0.36%	0.33%	0.30%	0.29%	0.29%
		Oil Seed, Oleagic Fruits, Grain, Seed, Fruits	Iron and Steel	Miscellaneous Edible Preparations	Vegetable, Fruit, Nut Food...			Nickel	
		1.7%	1.0%	0.51%	0.27%				
			Residues, Wastes of Food Industry, Animal Fodder	Furniture, Lighting Signs, Prefabricated Buildings	Edible Vegetables and Certain...	0.23%	0.22%	0.20%	0.20%
			0.78%	0.50%	0.26%	Base metals...			
			Inorganic Chemicals, Precious Metal Compound, Isotope	Beverages, Spirits and Vinegar	Albuminoids, Modified...	0.16%			
			0.74%	0.49%	0.26%	Ships, Boats, and Other...			
				0.47%	0.26%	Salt, Sulphur, Earth,...	Other Made Textile...	Clocks...	
					0.26%	Articles of...		Articles...	
					0.25%	Animal,...		Raw...	



미래 유망 산업은?

인공지능, 제약, 바이오

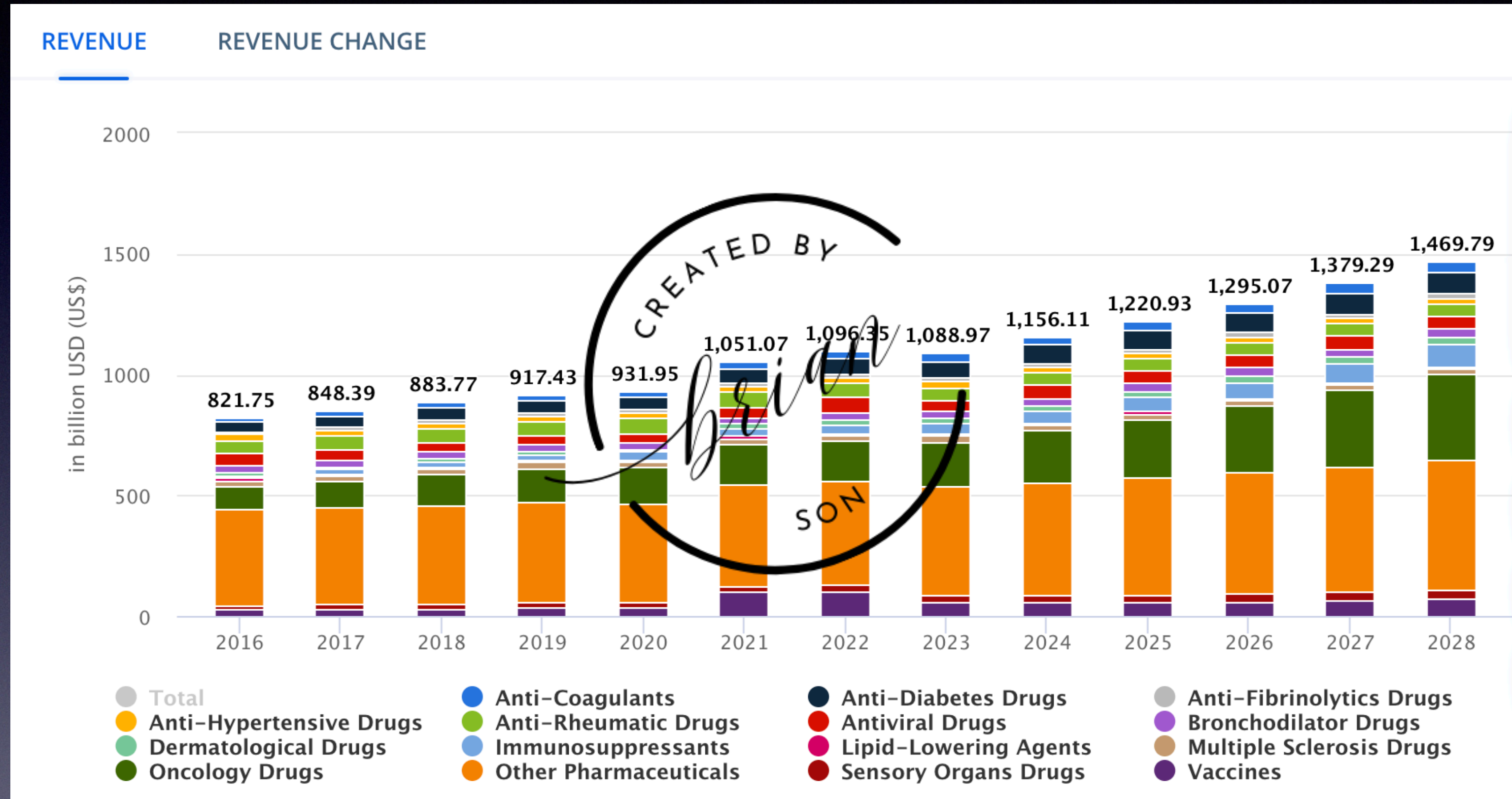
인공지능 관련 시장 전망



23년 1.1조 달러에서 30년 15.7조 달러 시장으로 성장

<https://www.statista.com/outlook/tmo/artificial-intelligence/worldwide#market-size>

제약관련 시장 전망



향후 5년간 1.1조 달러에서 1.5조 달러 시장으로 성장

<https://www.statista.com/outlook/hmo/pharmaceuticals/worldwide#revenue>

중국과 미국의 관계

CREATED BY


Brian

SON



중국

미국



중국과 미국의 관계

중국

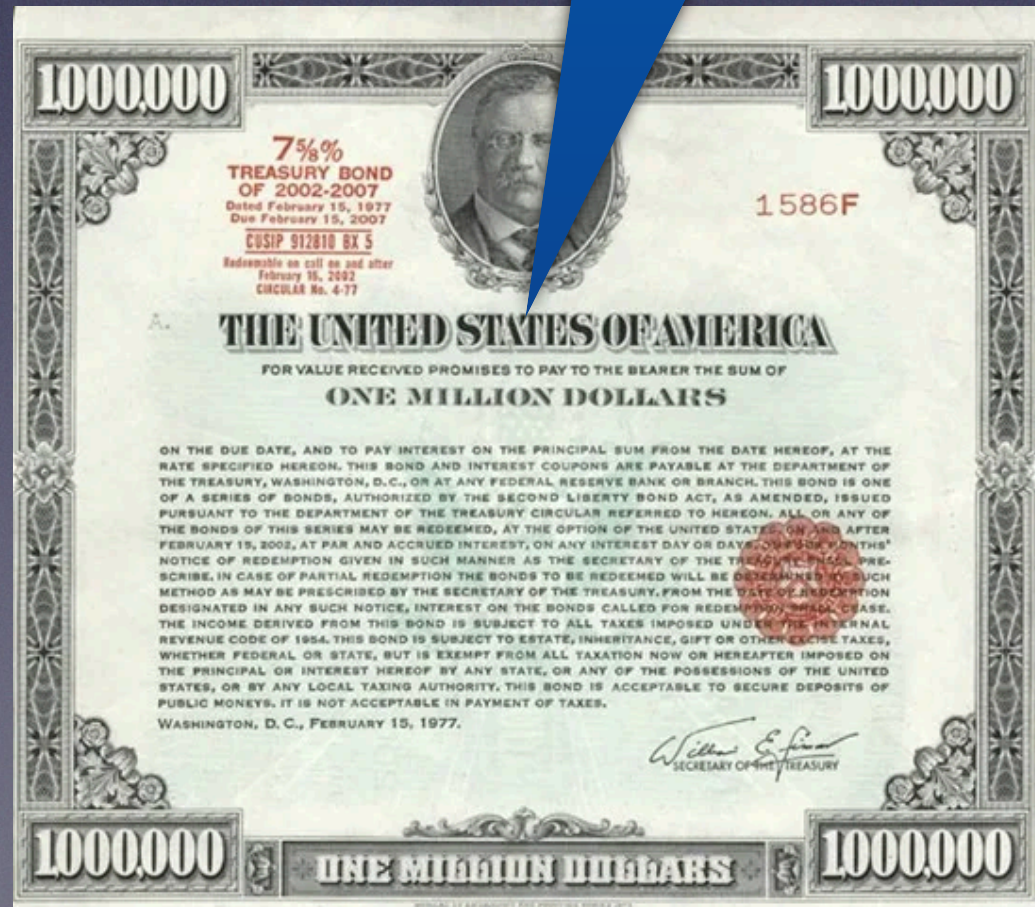
미국



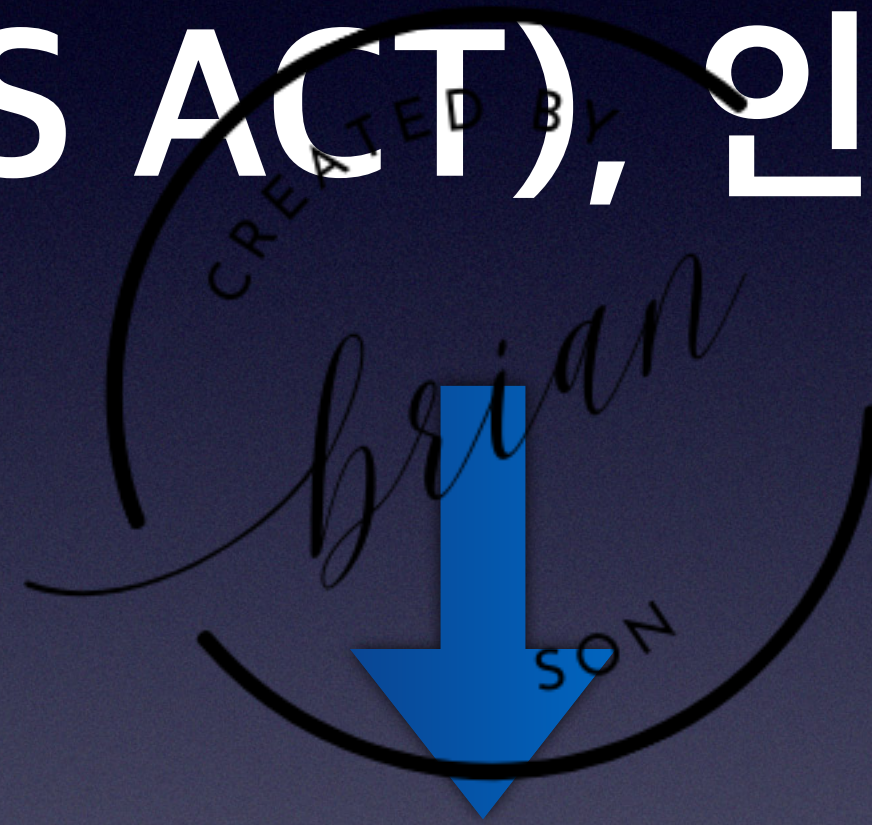
CREATED BY

brian

SON



반도체 지원법(CHIPS ACT), 인플레이션 감축법(IRA)




리쇼어링

삼성전자 미국 반도체 공장에 60조원 투자

<https://www.hankyung.com/article/202404053969i>


주주 친화적 환경

- 전문 경영인에 의한 경영 (팀쿡, 사티아 나델라)
- 배당금 지급, 자사주 매입 적극적
- 모, 자 회사 동시 상장 어려움



한국은 주주 친화적?

- 모, 자회사 동시 상장 가능
- 내부거래 연간 약 200조원
- 낮은 배당 지급율, 자사주 매입 노력
- 높은 사외이사 찬성률, 경영세습



<https://www.hankyung.com/article/2022090277031>

<https://docs.google.com/document/d/1OF1rX1qFBRff6yC-nQ18xiEbvhr0JdtlyMMLnGQBh2E/edit?usp=sharing>

https://docs.google.com/document/d/1j3_QnqzRRoX6T4wbJM92ay9DbGKA4uEcLEJ1ScVd0qw/edit