

# 2 GENERACIONES

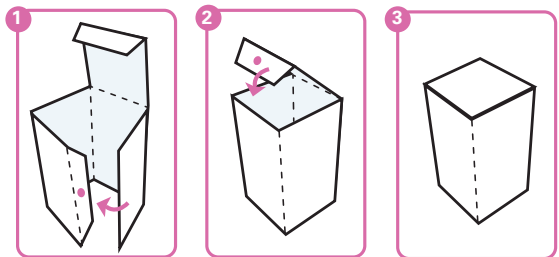
## PAPER NESTING DOLLS



### BUILD THE PAPERCRAFT!

Print out the second page (heavy paper works best). Next, cut out each piece, fold on dashed lines, and glue tabs as indicated.

Display your dolls on a shelf, desk, or any spot that needs a little beauty—or four!






To create a coordinating Mother's Day card, visit [walgreens.com/photo](http://walgreens.com/photo) and search for "Heart of the Home." Just add a photo, print, and give to Mom for an instant smile.

Photo credit: (N) Duran, Flickr Creative Commons





 CUT  
 FOLD  
 GLUE

