



Date: _____ Driver: _____
 Event: _____ Car: _____
 Track: _____ Weight: _____

SETUP SHEET



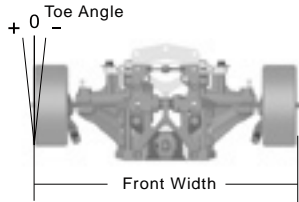
TRACK CONDITIONS

Surface: Smooth Med. Bumpy
 Size: Open Med. Tight
 Traction: High Med. Low

Track Temp/Air Temp: _____° / _____°

Note: _____

FRONT SUSPENSION



Front Width: _____ mm

Anti-Roll Bar: _____°

Diff. Fluid: _____ wt

One Way

Solid Axle

Toe Angle: _____°

Front Camber: L _____° R _____°

Front Ride Height: _____ mm

Front Droop: _____ mm

Caster: _____ mm

► SHOCK

Shock Length: _____ mm

Thread Length: _____ mm

Oil: _____ wt

Piston: _____

Spring: _____ mm


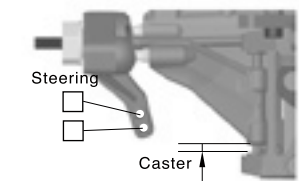
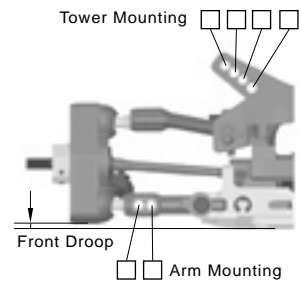
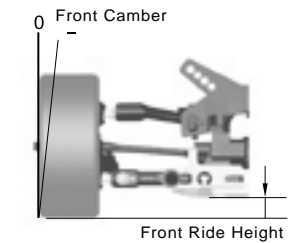
► TIRE

Front Tire: _____

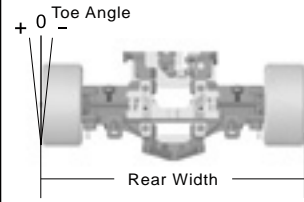
Shore: L _____° R _____°

Diameter(Start): L/R _____ / _____ mm

Diameter(Finish): L/R _____ / _____ mm



REAR SUSPENSION



Rear Width: _____ mm

Anti-Roll Bar: _____°

Diff. Fluid: _____ wt

Solid Axle

Toe Angle: _____°

Rear Camber: L _____° R _____°

Rear Ride Height: _____ mm

Rear Droop: _____ mm

► SHOCK

Shock Length: _____ mm

Thread Length: _____ mm

Oil: _____ wt

Piston: _____

Spring: _____ mm

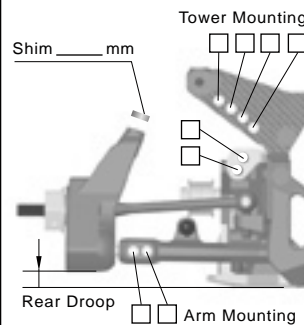
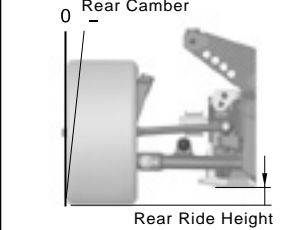
► TIRE

Front Tire: _____

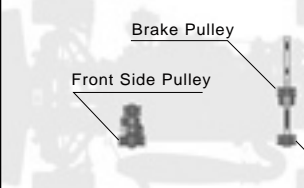
Shore: L _____° R _____°

Diameter(Start): L/R _____ / _____ mm

Diameter(Finish): L/R _____ / _____ mm



PULLEY

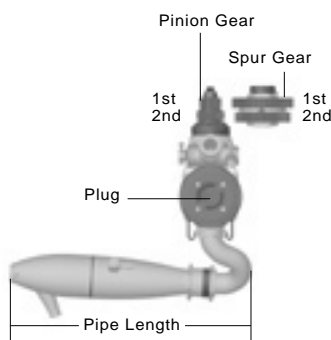


Front Side Pulley: _____ T

Rear Side Pulley: _____ T

Brake Pulley: _____ T

ENGINE



Gear Ratio: 1st _____ T / _____ T

2nd _____ T / _____ T

Clutch Set Type:

3 Shoe Push Type

Clutch Spring: _____ mm

Clutch weight: _____

Clutch Shoe: _____

Engine: _____

Plug: _____

Fuel: _____

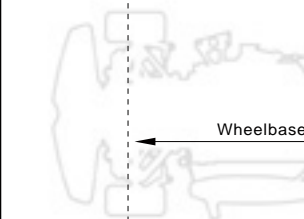
Manifold: _____

Pipe: _____

Pipe Length: _____ mm

Note: _____

WHEELBASE



257 mm

258 mm

259 mm

260 mm

BODY



Body: _____

Radio: _____

ST. Servo: _____

TH. Servo: _____