



Date: \_\_\_\_\_ Driver: \_\_\_\_\_  
 Event: \_\_\_\_\_ Car: \_\_\_\_\_  
 Track: \_\_\_\_\_ Weight: \_\_\_\_\_

## SETUP SHEET

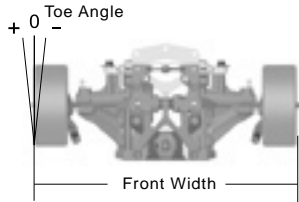


### TRACK CONDITIONS

Surface:  Smooth  Med.  Bumpy  
 Size:  Open  Med.  Tight  
 Traction:  High  Med.  Low

Track Temp/Air Temp: \_\_\_\_\_° / \_\_\_\_\_°  
 Note: \_\_\_\_\_

### FRONT SUSPENSION



Front Width: \_\_\_\_\_ mm

Anti-Roll Bar: \_\_\_\_\_°

Diff. Fluid: \_\_\_\_\_ wt

One Way

Solid Axle

Toe Angle: \_\_\_\_\_°

Front Camber: **L** \_\_\_\_\_° **R** \_\_\_\_\_°

Front Ride Height: \_\_\_\_\_ mm

Front Droop: \_\_\_\_\_ mm

Caster: \_\_\_\_\_ mm

► SHOCK

Shock Length: \_\_\_\_\_ mm

Thread Length: \_\_\_\_\_ mm

Oil: \_\_\_\_\_ wt

Piston: \_\_\_\_\_

Spring: \_\_\_\_\_ mm


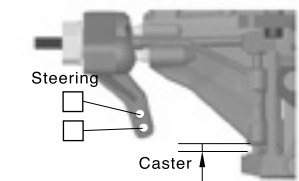
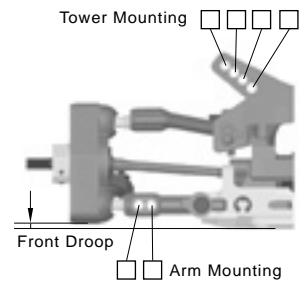
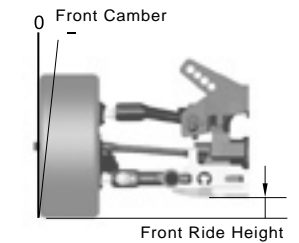
► TIRE

Front Tire: \_\_\_\_\_

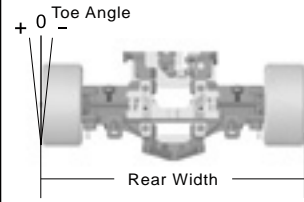
Shore: **L** \_\_\_\_\_° **R** \_\_\_\_\_°

Diameter(Start): **L/R** \_\_\_\_\_ / \_\_\_\_\_ mm

Diameter(Finish): **L/R** \_\_\_\_\_ / \_\_\_\_\_ mm



### REAR SUSPENSION



Rear Width: \_\_\_\_\_ mm

Anti-Roll Bar: \_\_\_\_\_°

Diff. Fluid: \_\_\_\_\_ wt

Solid Axle

Toe Angle: \_\_\_\_\_°

Rear Camber: **L** \_\_\_\_\_° **R** \_\_\_\_\_°

Rear Ride Height: \_\_\_\_\_ mm

Rear Droop: \_\_\_\_\_ mm

► SHOCK

Shock Length: \_\_\_\_\_ mm

Thread Length: \_\_\_\_\_ mm

Oil: \_\_\_\_\_ wt

Piston: \_\_\_\_\_

Spring: \_\_\_\_\_ mm

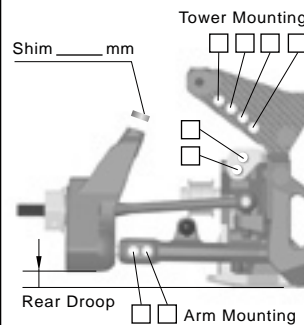
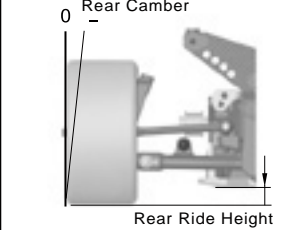
► TIRE

Front Tire: \_\_\_\_\_

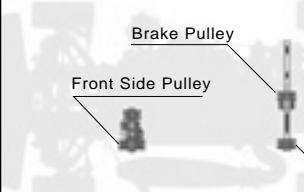
Shore: **L** \_\_\_\_\_° **R** \_\_\_\_\_°

Diameter(Start): **L/R** \_\_\_\_\_ / \_\_\_\_\_ mm

Diameter(Finish): **L/R** \_\_\_\_\_ / \_\_\_\_\_ mm



### PULLEY

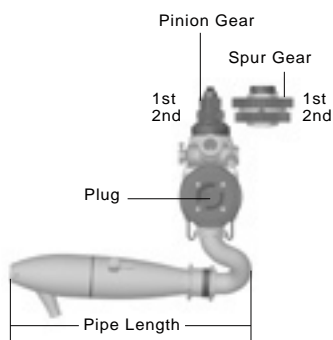


Front Side Pulley: \_\_\_\_\_ T

Rear Side Pulley: \_\_\_\_\_ T

Brake Pulley: \_\_\_\_\_ T

### ENGINE



Gear Ratio: 1st \_\_\_\_\_ T / \_\_\_\_\_ T

2nd \_\_\_\_\_ T / \_\_\_\_\_ T

Clutch Set Type:

3 Shoe  Push Type

Clutch Spring: \_\_\_\_\_ mm

Clutch weight: \_\_\_\_\_

Clutch Shoe: \_\_\_\_\_

Engine: \_\_\_\_\_

Plug: \_\_\_\_\_

Fuel: \_\_\_\_\_

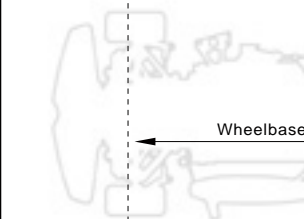
Manifold: \_\_\_\_\_

Pipe: \_\_\_\_\_

Pipe Length: \_\_\_\_\_ mm

Note: \_\_\_\_\_  
 \_\_\_\_\_  
 \_\_\_\_\_

### WHEELBASE



257 mm

258 mm

259 mm

260 mm

### BODY



Body: \_\_\_\_\_

Radio: \_\_\_\_\_

ST. Servo: \_\_\_\_\_

TH. Servo: \_\_\_\_\_